



F SERIES LI-ION BATTERY COUNTERBALANCE FORKLIFT

Capacity 2.0 ton - 3.5 ton

F Series Lithium Battery Counterbalance Forklift, has undergone a comprehensive redesign led by professional design company. This brand new design brings significant enhancements to both its appearance and performance.



APPEARANCE ★

This series has smooth and streamlined body, giving a more powerful look. The sharp edges and contrast color design of the counterweight make it more attractive.

The electrical system utilizes dynamic LED taillights, imparting a futuristic and highly technological appeal to the vehicle, creating a strong visual impact



HIGH ★ ★ PERFORMANCE

High ground clearance meets the demands of outdoor working conditions with varying terrain, including uneven surfaces.



Turning deceleration as standard with rear wheel angle indication in display.



The battery and BMS are integrated and arranged under the seat cover, and the entire vehicle harness adopts waterproof connectors.

A high-power IP54 AC motors, controller with IP65 or above rating, and IP67 lithium battery ensure that the entire vehicle meets IPX4 waterproof performance.



Optional with a maximum 460AH large-capacity lithium battery, equipped with a 200A high-speed charger, meeting the demands of extended usage scenarios.





Optional low-temperature heating system enables operation of Li-ion forklift in conditions as low as -20°C .

Adopting a load sensing steering system to further enhance operational efficiency.

The forward placement and transverse design of the hydraulic pump motor reduce the length of hydraulic pipelines, minimizing pressure loss and lowering hydraulic oil temperature.

SUPERIOR ★★★ ERGONOMICS

The entire forklift adopts ergonomic design, with larger operating space and more comfort.



Hanging foot brake achieve smooth braking and reduce vibrations.



Adopting a new type of ratchet handbrake, effectively reducing operating force.



Utilizing an optimized visibility design with a wide-view mast and stamped overhead guard, providing improved visibility.



The wide-view mast provides better vision.



Standard-equipped with USB design for mobile devices.



Multifunctional color display instrument, ensuring a more user-friendly human-machine interaction.



EASY ★★★ MAINTENANCE



Increased hood opening angle provides a more spacious working environment for inspection and maintenance tasks.

The detachable side panels make maintenance and cleaning more convenient.



SAFETY & ★★★★★ RELIABILITY


The casting steering axle with tapered roller bearing enhances durability and safety.




Standard-equipped with a bottom buffering function for fork descent, ensuring smooth lowering, reducing vibrations, and protecting the cargo.



The forklift has anti-sloping function.



Equipped with an anti-static strip as standard to eliminate static.



Utilizing the new narrow-groove steel mast to reduce the overall vehicle weight & enhance visibility.



The lithium battery meets the latest CE standards.

BMS PROVIDE PROTECTION OF


OVER CHARGE

OVER DISCHARGE

OVER HEAT

OVER CURRENT

SHORT CIRCUIT



TELEMATICS (OPTION)

VEHICLE MONITORING

TRACK PLAYBACK

DYNAMIC MONITORING

STATISTICAL REPORT



FAULT HANDLING

**OPERATION
MANAGEMENT**

BASIC INFORMATION

SYSTEM MANAGEMENT

2-2.5T MAST SPECIFICATIONS & RATED CAPACITIES

Mast Type	Mast Name	Max. Fork Height (mm)	Load Capacity (kg)		Overall Height (mm)			Free Lift (mm)		Tilt Angle (Single)
					Lowered	Extended		Without Backrest	With Bracket	
						Without Backrest	With Backrest			
						2.0/2.5T				
2-Stage Wide View Mast	M270	2700	2000	2500	1920	3255	3718	1300	857	6-12
	M300	3000	2000	2500	2070	3605	4068	1470	1007	6-12
	M330	3300	2000	2500	2220	3955	4418	1620	1157	6-12
	M350	3500	2000	2500	2320	4105	4568	1720	1257	6-12
	M370	3700	2000	2500	2420	4255	4718	1800	1357	6-6
	M400	4000	2000	2500	2670	4605	5068	2000	1607	6-6
3-Stage Full Free Wide View Mast	TFM400	4000	2000	2500	1945	4607	5070	1300	885	6-6
	TFM430	4300	1850	2200	2045	4907	5370	1400	985	6-6
	TFM450	4500	1700	2000	2095	5107	5570	1498	1035	6-6
	TFM470	4700	1600	1900	2145	5307	5770	1548	1085	6-6
	TFM500	5000	1400	1500	2245	5607	6070	1648	1185	6-6
	TFM550	5500	1100	1200	2445	6107	6570	1800	1385	3-6
	TFM600	6000	800	850	2645	6607	7070	2000	1585	3-6
	TFM650	6500	500	550	2895	7107	7570	2200	1835	3-6
	TFM700	7000	100	150	3095	7607	8070	2300	2035	3-6

NOTE: With side shifter, load capacity subtract 200Kg.

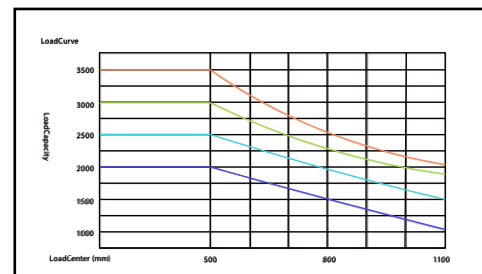
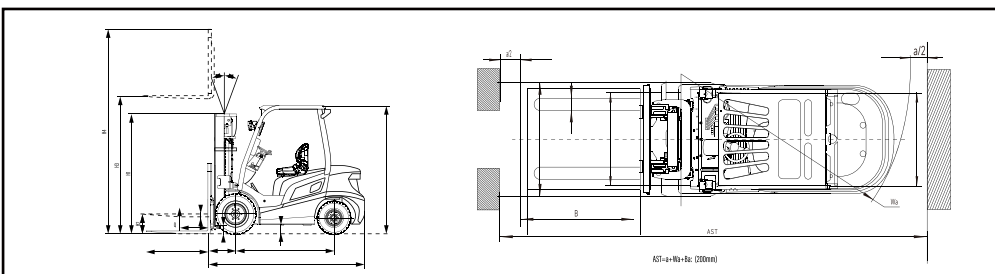
3-3.5T MAST SPECIFICATIONS & RATED CAPACITIES

Mast Type	Mast Name	Max. Fork Height (mm)	Load Capacity (kg)		Overall Height (mm)			Free Lift (mm)		Tilt Angle (Single)
					Lowered	Extended		Without Backrest	With Bracket	
						Without Backrest	With Backrest			
						3.0/3.5T				
2-Stage Wide View Mast	M300	3000	3000	3500	2060	3641	4060	125	125	6-12
	M330	3300	3000	3500	2210	3941	4360	125	125	6-12
	M350	3500	3000	3500	2310	4141	4560	125	125	6-12
	M370	3700	3000	3400	2410	4341	4760	125	125	6-6
	M400	4000	2950	3250	2510	4641	5060	125	125	6-6
	M430	4300	2800	3100	2760	4941	5360	125	125	6-6
	M450	4500	2600	2900	2860	5141	5560	125	125	6-6
	M470	4700	2500	2800	2960	5341	5760	125	125	6-6
	M500	5000	2200	2400	3160	5641	6060	125	125	6-6
	3-Stage Full Free Wide View Mast	TFM400	4000	3000	3000	1960	4641	5060	1280	860
TFM430		4300	2800	3000	2060	4941	5360	1380	960	6-6
TFM450		4500	2600	2800	2160	5141	5560	1480	1060	6-6
TFM480		4800	2300	2500	2260	5441	5860	1580	1160	6-6
TFM500		5000	2100	2300	2310	5641	6060	1630	1210	6-6
TFM550		5500	1650	1800	2510	6141	6560	1830	1410	3-6
TFM600		6000	1200	1300	2710	6641	7060	2030	1610	3-6

NOTE: With side shifter, load capacity subtract 200Kg.

MAIN SPECIFICATIONS							
General	1	Manufacturer	YOUNG FORKLIFT				
	2	Model		FB20	FB25	FB30	FB35
	3	Power Type	Lithium Battery				
	4	Rated Load Capacity	Q(kg)	2000	2500	3000	3500
	5	Load Centre	C(mm)	500	500	500	500
Characteristic & Dimension	6	Rated Lift Height	H3(mm)	3000	3000	3000	3000
	7	Free Lift Height	H2(mm)	140	140	125	150
	8	Fork Size (L × W × T)	mm	1070 × 120 × 40	1070 × 120 × 40	1070 × 125 × 45	1070 × 125 × 50
	9	Mast Tilt Angle (F/R, α°/β°)	deg	6°/12°	6°/12°	6°/12°	6°/12°
	10	Fork Overhang (Wheel Center to Fork Face)	X1(mm)	460	460	470	480
	11	Rear Overhang	X2(mm)	520	520	530	600
	12	Ground Clearance (Bottom of Mast)	H7(mm)	110	110	125	125
	13	Length to Face of Fork (Without Fork)	L1(mm)	2630	2630	2700	2780
	14	Overall Width	B1(mm)	1170	1170	1220	1225
	15	Mast Lowered Height	H1(mm)	2055	2055	2060	2070
	16	Mast Extended Height (With Backrest)	H4(mm)	4070	4070	4150	4070
	17	Overhead Guard Height	H5(mm)	2215	2215	2190	2235
	18	Turning Radius (Outside)	Wa(mm)	2365	2365	2450	2500
	19	Min. Aisle width for pallets	Ast(mm)	4120	4120	4120	4255
Performance	20	Travel Speed (No Load)	km/h	19	19	11/12	19
	21	Lifting Speed (Full Load)	mm/sec	510	510	250/360	400
	22	Lowering Speed(Full Load/No Load)	mm/sec	No Load ≥ 300 Full Load ≤ 600			
	23	Max. Gradeability (Full Load)	%	15			
Chassis	24	Tyre (Front x 2)	mm	7.00-12-12PR		28×9-15-12PR	
	25	Tyre (Rear x 2)	mm	6.00-9-10PR		6.50-10-10PR	
	26	Front Tread	B2(mm)	970	970	1000	1000
	27	Rear Tread	B3(mm)	980	980	980	980
	28	Wheelbase	Y(mm)	1650	1650	1700	1700
Weight	29	Total Weight	kg	3620	3860	4200	4775
	30	Front Axle Weight Distribution (Full Load)	kg	5058	5724	6390	6997
	31	Rear Axle Weight Distribution (Full Load)	kg	562	636	810	777
	32	Front Axle Weight Distribution (No Load)	kg	1450	1545	1670	1910
	33	Rear Axle Weight Distribution (No Load)	kg	2170	2315	2530	2865
Power & Transmission	34	Battery	V/Ah	80V/205AH			
	35	Drive Motor	KW	10			
	36	Lift Motor	KW	12			
	37	Operating Pressure (For Attachments)	Mpa	19.5			

Specifications and characteristics are subject to change without notice.
Please contact us for detailed information.





Rukan Great Wall C No. 35
Gondrong, Cipondoh,
Kota Tangerang, Banten 15147
Indonesia

+62- 21-2903-8258



CE CERTIFICATE



ISO14001:2004



ISO9001:2004